


Hur många (1-10)?  
Vilken färg?  
Vilket djur?

I denna uppgift övar vi på siffrorna 1-10, lär oss att känna igen djur och deras färger.

På varje sida hittar man olika färgs djur. I slutet av uppgiften hittar du bildkort som du kan printa ut med siffrorna 1-10, djuren som förekommer och deras färger.

Laminera in uppgifts-sidorna. Klipp och laminera bildkorten. Sätt en bit kardborreband i dom tomma rutorna och motparten av kardborrebandet bakom dom inlaminerade bildkorten.


**Härliga inlärningsstunder!**



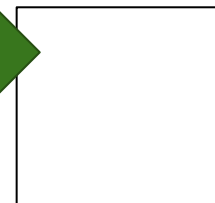

# Hur skall man använda uppgiften?




1. Klipp och laminera bildkorten: DJUREN, SIFFRORNA, FÄRGERNA. Sätt en bit kardborreband bakom.
2. Sätt motparten av kardborrebandet i dom tomma rutorna på uppgifts-sidan.
3. Nu är det bara att börja genomsåda uppgifts-sidorna och fylla i djur, deras mängd och färg.

Fyll i bildkorten i rutorna enligt instruktionerna.





Tre blåa fåglar.









En grön orm.









Två bruna björnar.





















Tre blåa fåglar.



Fyra grå möss.






Fem vita lamm.




Sex ljusröda grisar.





















Sju röda nyckelpigor.



Åtta orange fjärilar.



Nio gula kycklingar.



Tio svarta katter.

Bildkortet. Klipp och laminera. Sätt en bit kardborreband bakom och motparten av kardborrebandet i dom tomma rutorna på uppgifts-sidorna.

1

2

3

4

5

6











7

8






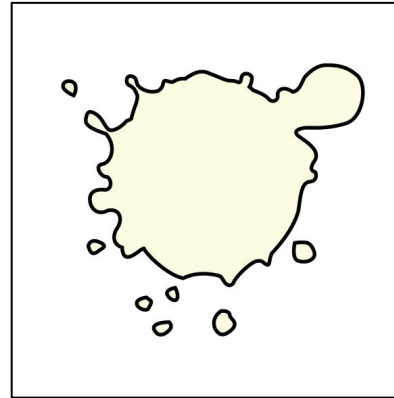


9

10

Bildkorten. Klipp och laminera. Sätt en bit kardborreband bakom och motparten av kardborrebandet i dom tomma rutorna på uppgifts-sidorna.




Bildkorten. Klipp och laminera. Sätt en bit kardborreband bakom och motparten av kardborrebandet i dom tomma rutorna på uppgifts-sidorna.




På nästa sida kan du printa ut frågekort i bilder att stöda den muntliga anvisningen.



2 ? 3





HUR MÅNGA DJUR?



VILKET DJUR?

?



VILKEN FÄRG HAR DJURET?