


Save the Whale

A Treasure Hunt Game for 2 Players

Plastic debris in our oceans injures and kills fish, seabirds and marine mammals

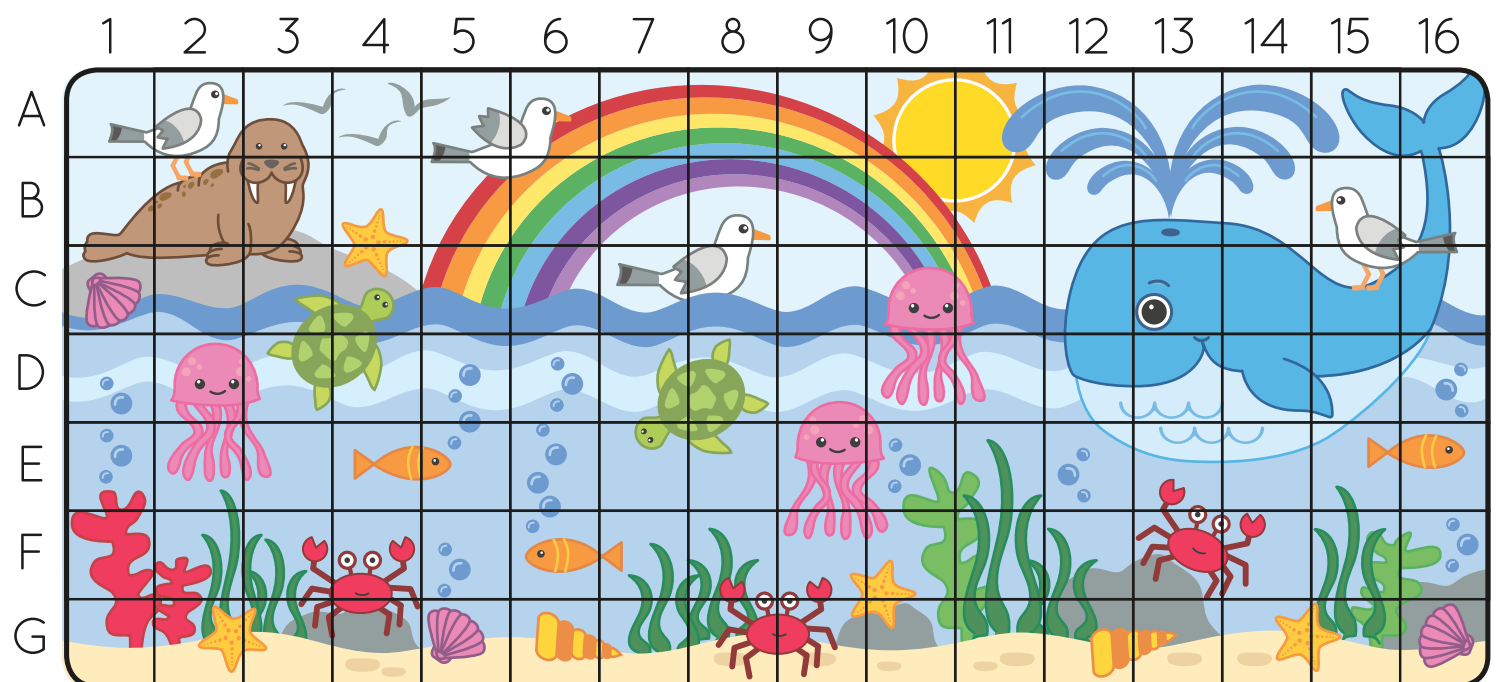
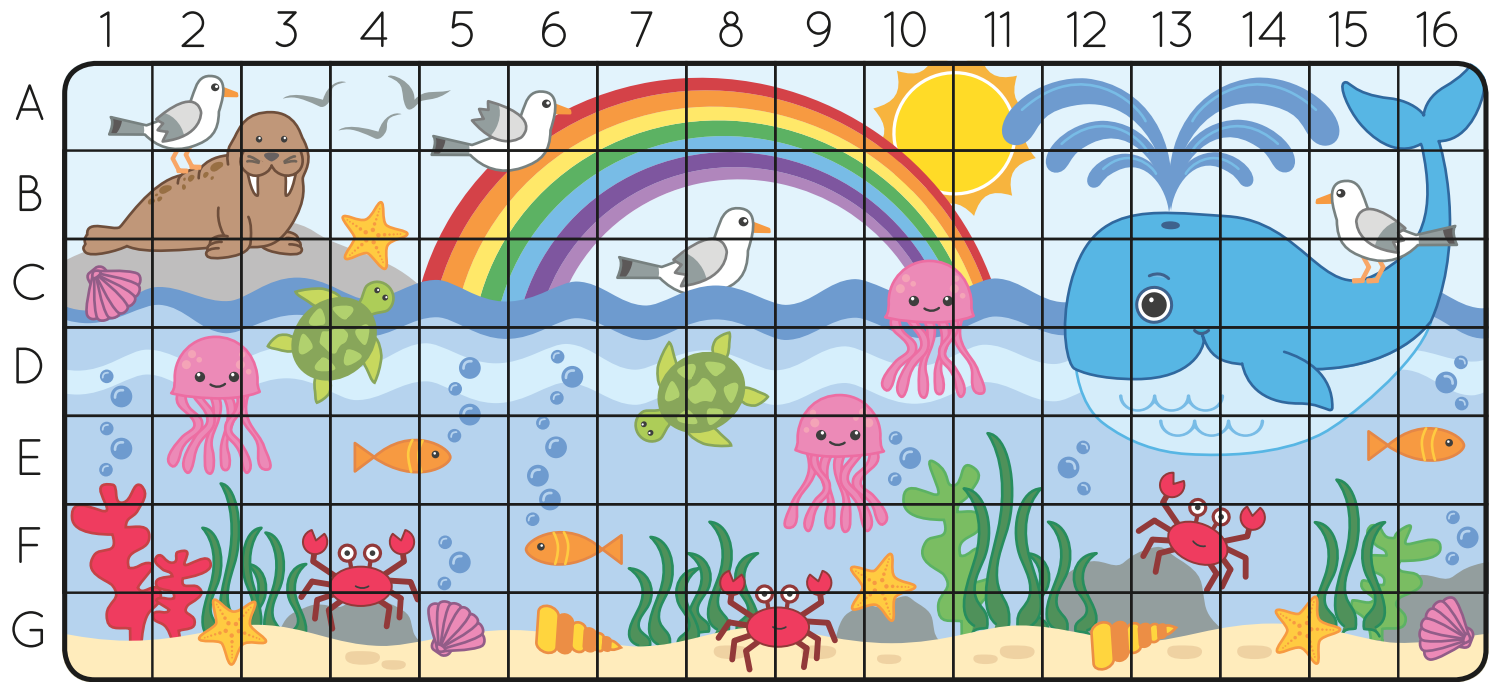


Find the plastic bottle to help save the sea life from plastic pollution.

1. Print out two copies of this page (one for each player). Each player secretly draws a bottle somewhere in the bottom grid and then folds the bottom section to keep the location hidden.
2. Take it in turns to try and find out where your opponent's bottle is by asking questions, e.g. "Is your bottle in a square with a fish?"
3. Use the top grid to make a note of your opponent's answer, e.g. If they answer 'no' cross off all squares that have a fish in. The first person to find their opponents bottle is the winner!

Top Tip:

Laminate the two grids back to back so that you can play this game again and again with wipe off markers!



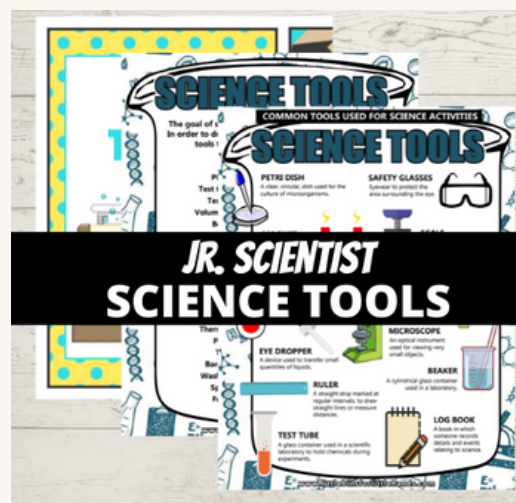
LITTLE BINS FOR LITTLE HANDS

Are you ready to . . .

- ✓ Find manageable science, engineering, and art projects that kids love doing and are budget-friendly.
- ✓ Stop entering your email address over and over for each activity.
- ✓ Spend less time prepping with our easy instructions, templates and supply lists.
- ✓ Spend more time engaging with your students, groups or kiddos.



[CLICK HERE TO JOIN](#)



Meet the Little Bins for Little Hands Duo!

Hi! My name is Sarah, and this is my son Liam. He's actually 13 now. We still LOVE playing around with science and STEM at home.

I shared a simple baking soda and vinegar science activity ten years ago with him. Since then, we've been hooked! Together we have enjoyed 100s of science experiments that are low cost, easy to set up, and just plain FUN!

I always aim to provide the BEST science activities and STEM projects that fit your time and budget! We hope you enjoy the materials we have put together for you today!

~Sarah and Liam

