


# Christmas

## Logic Puzzles

Cut & Paste Puzzles to Develop  
Logical Reasoning Skills



116 221

STEAMPoweredFamily.com

# Christmas

## Logic Puzzles

### Directions:

There is virtually no prep for this fun activity. Simply print the cut and paste pages out for your kids and provide scissors and glue sticks and you're all set!

Be sure your kids know that to correctly place all the snowmen in the grid, no row OR column can have a repeated character.

Note, however, they do not need to worry about the diagonals. In a grid this size, it is necessary for one of the diagonals to repeat in order for the puzzle to work correctly. This would be a fun pattern to see and explore with older kids.

Lastly, print the answer key page for you or your kids to check their solutions.

Have fun!

### Terms of Use:


All content is copyright STEAMPoweredFamily.com. This pdf file is intended for personal use in the home or classroom only. No portion may be copied, altered or claimed as your own and you may not share, distribute or sell this pdf file.

Thank you for abiding by our terms of use!

# Christmas


## Logic Puzzles

Directions: Cut out the pictures below. Glue them onto the grid so that no row or column has the same snowman twice. Good luck!



Puzzle #1


STEAMPoweredFamily.com



# Christmas

## Logic Puzzles

Directions: Cut out the pictures below. Glue them onto the grid so that no row or column has the same snowman twice. Good luck!



Puzzle #2


STEAMPoweredFamily.com



# Christmas


## Logic Puzzles

Directions: Cut out the pictures below. Glue them onto the grid so that no row or column has the same snowman twice. Good luck!



Puzzle #3

STEAMPoweredFamily.com



# Christmas

## Logic Puzzles

### Answer Keys



Puzzle #1

Puzzle #2



Puzzle #3